

User Guide

URL: <https://elib.maruzen.co.jp/>



Click here for the Japanese version of the manual.

Click here for the video version of the manual.

1. Search for Titles

Top Page (Basic Search)

Search using keywords.

1. Questions?
Check our FAQ and user guide here.

2. Search Methods
Choose from basic search, advanced search, code search.

3. List Options
Choose from new titles, all purchased titles, recommended titles*.

4. Display Options
Select from "Medium View" and "List View".

5. Jump to Tabs
Jump to new title lists for each genre.

*If recommended titles are not set up, it will not be displayed. Recommended titles can be set up at administrator page.

Search Results

From the search results, filter or sort the results.

6. Use Facets to Filter Results
Filter with published year, publisher, and genre.

7. Detailed Bibliographical Information
Check detailed bibliographical information before accessing.

8. Sorting
Select the sorting option to view results.

9. Viewing button
The above buttons will bring you to a screen for viewing, reading and watching respectively.

Advanced Search/Code Search

You can now search with more search fields!

Advanced Search

Use advanced search to search with keyword, classification, year, purchase status, etc.

The screenshot shows the '詳細検索' (Advanced Search) tab. It includes fields for 'キーワード' (Keyword), 'タイトル' (Title), 'シリーズ' (Series), '著編者' (Author/Editor), '本文' (Full Text), '分類' (Classification), 'ジャンル' (Genre), '年代' (Year), and 'その他' (Other). A search method dropdown is set to 'かつ' (And). The '表示順' (Sort Order) is set to '出版年順 (降順)' (Sort by Year, Descending). Callouts highlight: 1. Customizing search fields with up/down arrows; 2. Auto-complete suggestions for the keyword field; 3. Selecting search methods like 'かつ', 'または', or 'でない'; 4. Sorting results by '出版年順 (降順)'; 5. The '検索条件クリア' (Clear Search) button.

1. Customize Search Fields

Use the Δ / ∇ buttons to change the search fields to best fit your needs and preference.

2. Auto Complete Function

You will see suggestions as you type.

3. Select Search Method

Select "And" (かつ), "Or" (または), or "Not" (でない).

4. Sort Search Results

5. Search Button

To clear the search fields, click the "Clear Search" (検索条件クリア) button.

Code Search

Use content ID, eISBN, ISBN, ISSN, TRC-No., etc. to search using codes.

The screenshot shows the 'コード検索' (Code Search) tab. It features a '一括検索' (Batch Search) field and radio buttons for selecting the search code type: 'コンテンツID', 'eISBN', 'ISBN', 'ISSN', and 'TRC'. The 'ISBN' option is selected. Callouts highlight: 6. Changing Codes, with instructions to select the type of data and enter up to 200 items, noting that duplicate values will cause an error.

6. Changing Codes

Select the type of data and enter up to 200 items. *If there is a duplicate value, it will cause an error.

2. Reading a Book

View Screen

Use the Zoom and display options to customize your reading experience.

1. Zoom
Zoom in or out to select a preferred size.

2. Two-Page View
Read the book in a two-page view, like a print book.

3. Page Flip/Jump
Flip to the next page, or jump to a desired page.

Anna Karenina (Macmillan readers 6, upper level) 閲覧終了

シリーズ +表示

目次 検索

- § Cover
- § Title
- § Contents
- § A Note About the Author
- § A Note About This Story
- § The People in This Story
- § 1 An Unhappy Marriage
- § 2 Rivals
- § 3 At the Station
- § 4 Two Sisters
- § 5 The Storm
- § 6 The Next Step
- § 7 The Warning
- § 8 Spring
- § 9 The Day of the Races
- § 10 Dreams and Choices
- § 11 Kitty and Levin

上下 左右 75% 100% 125% 150% 200%

1/122 移動

共有 エクスポート 印刷/保存

5. Close Session
*Please click this button to close the session.

4. Table of Contents
Jump to a desired page from the table of contents.

Search

View all titles in the series as well as search keywords from the table of contents or full text.

シリーズ +表示

目次 検索

検索

6. Search within Series
Some titles do not support searching within the series.

7. Term Search
Search terms from the table of contents or full text. ("And" search is possible.)

Share

Share the URL for the title details page. Students can easily email details of books that are useful in their studies.

共有

このタイトルの詳細情報を共有することができます。書名、URLをコピーして、ご利用ください。

書名: Anna Karenina (Macmillan readers 6, upper level)

URL: <http://elib-stg.maruzen.co.jp/elib-stg/html/BookDetail/Id/3000000706>

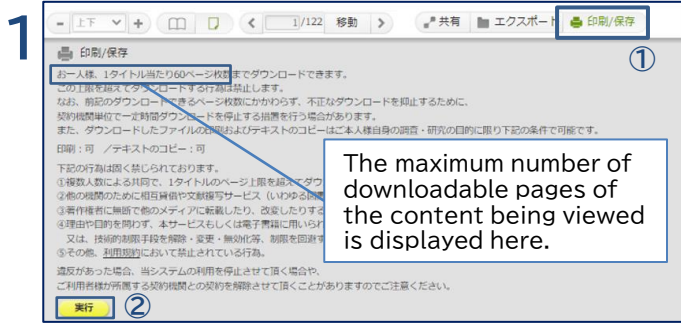
ページURL: <http://elib-stg.maruzen.co.jp/elib-stg/html/Viewer/Id/3000000706/Page/1>




Download Function

The desired content can be downloaded in PDF format, within the specified page limit for each title.

※The downloaded PDF files are password-protected. For information on passwords for PDF files, see ⑦ below.



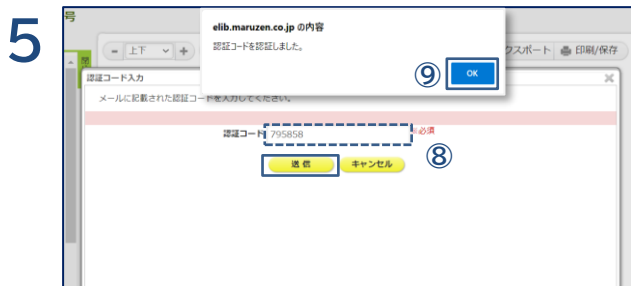
※For download, you may be asked to enter your email address containing the specified domain.



3 Enter an email address containing the domain specified by your institution.

4 Please read the "Purposes of Use" (利用目的) and "Privacy Policy" (プライバシーポリシー) carefully and check the box.

5 Click the "Send" (送信) button.




7 You will receive an email like the one on the screen above. The number in the square is the "verification code" (認証コード).

8 Enter the "verification code" (認証コード) and click the "Send" (送信) button.

9 When the "verification code" has been entered correctly, the message "Verification code authenticated" (認証コードが認証されました) will appear, and click "OK."

※The "verification code" is valid for **10 minutes** after the email with the code has been sent.

※The email address you have received in this email will be used as your password to open the downloaded PDF file. If the email address used as the password exceeds 32 characters, please enter up to 32 characters. The email address will also be displayed in the footer of the downloaded PDF file.



Please ensure that you adhere to the following guidelines.

- For the correct use of electronic books (eBooks) - Users are obliged to comply with the terms and conditions of service and copyright law.

Violations of the Terms of Use, etc., may result in penalties being imposed on the individual or the utilizing institution, such as suspension or termination of use.

For more information, see "Terms and Conditions of Use" (ご利用上の注意事項について).

10 The screen switches to the download range input screen, where you are asked to select and enter the number of pages you want to download.

11 Click the "Proceed" (実行) button to start the download. Downloading may not start according to the browser you are using. When this is the case, please use your browser's functions to save the file in your device once again.

Notes for Use of Maruzen eBook Library (MeL)

Current as of January 2023

When using Maruzen eBook Library (MeL), we ask that you please note the following.

Notes

- In the Maruzen eBook Library, downloaded PDFs may be used within the limit of the number of downloaded pages designated for each content and within the scope of the Terms of Use. ※
- If you breach the Terms of Use or any of the prohibitions listed below, your use of the system may be terminated. The MeL system may also be subject to termination of the contract with the contracting organization to which the user belongs.

※ See the Terms of Use – MeL (<https://elib.maruzen.co.jp/app/eguide/agreement.pdf>)

The following are strictly prohibited

1. Downloading more pages per person/title than shown on the "Print/Save" screen.
2. Use of downloaded files for any purpose other than research by the person downloading.
3. Sharing downloaded files within your research unit, company, at lectures, within groups and so on; transferring/circulating/redistributing files to any third party.
4. Collaborating with multiple individuals to download more than the permitted number of pages from any single title. For example, it is prohibited to borrow an e-mail address that belongs to someone else to download more than the designated limit.
5. Reproducing the text in another medium, making alterations to the text etc., without permission from the copyright holder.
6. Circumventing restrictions for any reason or purpose, e.g., by deactivating, modifying or invalidating technological protection measures or access restriction measures employed by MeL service or in digital texts.
7. Loaning MeL texts or supplying copies of MeL texts to other institutions (e.g., as an interloan between libraries).
8. Any other act in violation of the terms and conditions. ※

Use of the Material at Educational Institutions

- When using the material at educational institutions, please apply it in accordance with the latest year's edition of the "Guidelines for the Application of Article 35 of the Revised Copyright Act" ([改正著作権法第35条運用指針](#)) issued by the forum of parties concerned with the educational use of copyright works. Please note that any deviation from the operational guidelines constitutes copyright infringement and violates the Terms of Use as well.
- The use of downloaded files as a substitute for textbooks (books purchased by students) is not allowed.
- Even for use in a class, it is not permitted if "the use of different parts of the same work at different times in a class results in the use of no more than a small part of the work in the class" (Guidelines for the Application of Article 35 of the Revised Copyright Act).

If you have any questions, please contact us:

Maruzen-Yushodo Company, Limited Maruzen eBook Library Dept.
Tel: 0120-186-990 or 03-6367-6099 e-mail: ebook-i@maruzen.co.jp
Business Hours: 9:00~17:30 (Excluding weekends and holidays)